

# ARMOIRES CUISINES ACTION

RBQ : 2757-5158-84

Designed  
to  
enjoy  
life



Celebrating  
the  
possibilities  
of life at  
home



# Designed to *enjoy life*

*Much more than a tailor-made and unique layout*



**Guy Grégoire**  
*President*

A living environment invites us to relax, inspires us and revitalizes us. An interior design well thought plays with our emotions and our well being. It has the incredible power to engender a positive effect on our thoughts and our life in general.

If you read these lines, it is that you want to bring this unique touch to the heart of your home, your kitchen. Armoires Cuisines Action is the starting point for a positive change in your daily life.

Our house is a lot more than a place where we live, it reflects our state of mind. Like sir Winston Churchill said: “We shape our buildings; thereafter they shape us.” Allowing our living space to evolve like we evolve ourselves, so we not only give it more amenities and aesthetics, but in addition, we thus take the means to achieve well-being, harmony and success in many areas of our lives.

***THIS IS WHAT MAKES OUR MISSION SO EXCITING AND REWARDING. LIVING THE EXPERIENCE ARMOIRES CUISINES ACTION, IS TO ALLOW ONESELF TO OBTAIN BOTH SATISFACTION AND PEACE OF MIND AT HOME.***

During the development of your unique project, our kitchen designers accompany you with the ultimate goal of making you taste the happiness of living in a kitchen designed just for you. At the heart of our new Ateliers, you will have the occasion to choose from our vast collections of materials and accessories. Along the way, you will have the pleasure of experiencing our 3D Virtual Universe, which will project you in the center of your future custom living space. This journey will eventually lead you to your own creative workshop, your kitchen. The rest will be yours: gatherings, happiness and discoveries!

In order to inspire you with this pleasure that drives us, we have written about this magazine which is teeming with inspiration and information to help you in your project. You will also discover our collection of inspiring materials as well as all our quality hardware accessories.

The whole Armoires Cuisines Action team wishes you a good read. Looking forward to accomplishing, together, your new space designed to enjoy life!

A handwritten signature in black ink that reads "Guy Grégoire". The signature is fluid and cursive, with a light grey shadow effect behind it.





## YOUR SATISFACTION IS OUR SUCCESS



Company founded  
in 1989



Made in  
Québec



More than 10,000  
personalized  
projects per year



Unequaled  
reputation in the  
Greater Montreal

## ACCREDITATIONS AND ASSOCIATIONS

Armoires Cuisines Action is affiliated with the main parent groups in the Quebec construction industry, and is a member of the Association des fabricants et détaillants de l'industrie de la cuisine du Québec (AFDICQ). We are committed to best industry practices and continuous improvement. So you can be confident of our reliability and the quality of our products and services, knowing that you're dealing with certified, recognized professionals. We are members of:



# Proud Quebec *flagship*

Quebec flagship with nearly 35 years' experience, Armoires Cuisines Action designs unique and custom-made kitchens and bathrooms, *designed to enjoy life.*

## MISSION

Creating the living space of our clients' dreams

## VISION

Be the kitchen specialist offering the best customer experience in Quebec

## VALUES

Focus on customers and employees  
Live your passion  
Always perform  
Inspire confidence

ARMOIRES  
CUISINES  
ACTION

## TABLE OF CONTENTS

6 The recipe: our kitchen designers



8 Live our unique experience:  
3D Virtual Universe

10 Best warranties of the industry

11 Our turnkey Partners

12 Start your project

14 Your living space,  
an investment

19 Cabinet materials

43 Countertop materials

53 Hardware and accessories

57 Information on materials

60 Next steps: from A to Z

61 All our expertise at your fingertips

62 Take control of your project with  
self-installation

63 Referring clients is  
profitable for you!

Please note that the colors of the materials shown are for guidance only.

For more details or to make your choice, don't hesitate to ask one of our kitchen designers for advice.

Collections may vary.



## The recipe: ***our kitchen designers***

*The joy of cooking in a functional environment at the cutting edge of technology is only equalled by the satisfaction of moving in this universe imbued with aesthetics and harmony. That's the magic of design!*

It is judicious and beneficial to trust a professional if you wish to furnish a living space according to your taste, budget and needs. Integrating furniture with the help of a kitchen designer is the token of a well-thought-out project, and this, from design to use.

Ergonomics concept and furnishing experts, our kitchen designers listen to your needs. They guide you through the process.

Your kitchen designer will take the time to analyze your needs: what is your family situation? How many of you live in the house? Who cooks the most? Do you like to host? If yes, how often? That's how he will be able to draw a kitchen that will perfectly fit your lifestyle. He is there to think about every little detail that could escape you or about which you would not have thought.

Our specialists keep up with the trends and innovations with originality, creativity, and ingenuity in the use of the materials to reinvent your living space. All to ensure your environment is enjoyable, well thought-out for you and your family with no worries for the years to come.

**Get a free appointment  
with our kitchen designers**

**1 844 693-5037**

# ADDED VALUE, UNQUESTIONABLY

## 100% PERSONALIZED

A concept that respects your budget,  
your needs and your home space

Design with a style and  
atmosphere that represent you

People-oriented proposals that  
create intelligent kitchens designed  
for the pleasure of living in them



## 100% WELL THOUGHT-OUT

Safety: compliance with industry standards  
and building codes

Application of ergonomic principles  
adapted to your lifestyle

Optimization of zones: storage, cleaning  
preparation and cooking

## 100 % TRENDY

Access to the latest trends in  
materials, layout and accessories

Impeccable finishing, with every detail  
considered beforehand





## Live our unique experience: **3D Virtual Universe**

*Immerse yourself in the heart of your future kitchen with our 3D visualization tool.*

In order to make your project tangible even before installation, we created a tool to help visualization in virtual reality. We are proud to be one of the first Quebec kitchen designers to offer you the advantages of this new technology.

### THE BENEFITS

When you are projected into a 3D universe, it is easier to visualize your new space true to plan. The proportions and the space are clearer, and the projection eases greatly the choice of configuration. This tool will allow you to interact with what will become your new living space. By diving into the heart of your kitchen, you can then validate your choices more easily.

### MOMENT OF EXCITEMENT!

You've been looking forward to this moment with great enthusiasm. To finally be able to see your future new kitchen in all its glory! To keep you waiting, take a look at some examples available on our social media accounts, particularly on Instagram ([instagram.com/cuisines\\_action](https://www.instagram.com/cuisines_action)).





## WE BRING YOUR PROJECT TO LIFE

It isn't easy to visualize your kitchen based on samples and 2D plans. This is why we offer the possibility to complete your presentation with a video and 3D renderings that will bring you into the heart of your new kitchen. A project can present a few complexities, and it is for this reason that it is possible to benefit from this service. This tool will allow you to pre-visualize your new space in a concrete way and help your choice of design and materials. Observe here how striking the resemblance can be!



The 3D Virtual Universe experience is available for regular projects and self-installation only. These services are not available for builders' projects, nor for projects made of your online cabinet collection.






# Best warranties *of the industry*

*With nearly 35 years' experience and more than 10,000 projects completed every year, you are sure to choose an experienced kitchen manufacturer.*

## INCLUDED WARRANTY

We fully trust our products and services. It is why we are proud to be able to offer you an excellent manufacturer's warranty free of cost.

Our warranty, free of cost, is offered to the initial buyer and can be transferred to the subsequent buyer, except in the case of a financial recovery. Rest assured, you won't need to keep a copy of your contract to benefit from our warranty because we keep the information on your file. This warranty, divided in several sections, covers manufacturing defects on adjacent listed items.

		
Parts, labour, and delivery*	Certain parts*	Melamine cabinet*



## OPTIONAL WARRANTY (\$)

We know that your investment is very important, and to serve you better, we are proud to offer you a new exclusive warranty in our industry: the Peace of mind program.

This 5-Year total warranty on parts and workforce\* offers you additional custom protection that ensures your investment is covered.

Amongst the exclusive benefits, get two free visits for situations or problem solving most often encountered in a kitchen. For example, a laminate countertop that would accidentally leak and swell could be replaced free of charge. In addition to these benefits, this warranty includes a perfect upkeep kit for your cabinets and countertops.



\*From the date of purchase. Without prejudice to the exclusions provided. Consult your kitchen designer for details.



## Our turnkey **partners**

*Thanks to our Turnkey Partners Program, we are pleased to offer you a unique experience reaching the “everything, now” concept.*

Always in order to serve you better and to make your life simpler, our research teams created partnerships with many businesses that revolve around kitchen and bathroom construction and renovation projects to offer you discount up to 20%.

The advantageous discounts are available after your first appointment, as well as the guarantee of a service without equal with our partners in order to make your experience most agreeable. Save time and money on top of avoiding unnecessary trips and research.



### FURNITURE AND APPLIANCES

The choice of your appliances will play an important role in the design of your new kitchen, it is why you must start shopping early. To make an informed decision and save money, take advantage of our appliances partners' expertise.



### FLOOR COVERINGS AND BACKSPLASH

It is easy to feel lost with all the materials, colours, designs, and textures available. Trust our partners to guide you through all those important aspects, they will help you choose wisely.



### GENERAL CONTRACTOR

Experience an impeccable renovation with our qualified general contractors. By choosing the partners we recommend, you ensure all the steps will be flowing one after the other thanks to our close collaboration with them.



# Start your project: *make an appointment*

*Our stores redefine and reinvent the shopping experience. Our spaces inspire a new way of living. Discover artistic installations showcasing breathtaking designs.*

## COME VISIT ONE OF OUR IMPRESSIVE STORES

This will give you the opportunity to admire our many trendy and well-thought-out demonstrators right on site. There's nothing like seeing beautiful life-size kitchens and bathrooms for inspiration. This will give you a better idea of the layout and materials you want for your home project.

To optimize your time, taking an appointment in advance is recommended. This way, you can be accompanied by your kitchen designer during your visit. You will thus benefit from access to all our materials, finishes, and models. In addition, you will enjoy from the wise recommendations and expertise of your kitchen designer. Your project can thus shape more quickly.



BOUCHERVILLE  
1550 Nobel Street



LA PRAIRIE  
860 des Prés-Verts Boulevard



LAVAL  
4585 North Service Road  
Highway 440



SAINT-JEAN-SUR-RICHELIEU  
1050 du Séminaire North Blvd.

Call us at 1 844 693-5037



SAINT-ALPHONSE-DE-GRANBY  
200 des Alouettes Street



VAUDREUIL-DORION  
3210 de la Gare Blvd., Local 100



**Ordering your cabinets online, is easy!**

Our online boutique allows you to shop a specific collection of materials anytime of the day.

# Your new project *in 4 easy steps*

*A strong and trustworthy team, qualified and dedicated staff who are always striving to do better. Your project is in good hands.*



## BEFORE YOUR FIRST APPOINTMENT

Note your lifestyle habits as well as the positive aspects of your current kitchen or bathroom and make a list of your new priorities and wishes.

To be well prepared, please:

- Provide your ideas and inspirational images
- Fill out the technical form
- Make a quick plan of your room
- Schedule an appointment at **1 844 693-5037**



## FIRST MEETING

Bring all the documents that you have previously filled out regarding your new kitchen or bathroom. In order to start their custom layout proposal, your kitchen designer will gather all the information related to:

- Your needs, habits and tastes
- Your budget



## SECOND MEETING

You will experience the exceptional adventure of our 3D Virtual Universe\*. Your kitchen designer specialist will present you with plans, 3D views, and a video that will immerse you in the heart of your future custom space. You will also receive a cost estimate. This will be the moment to confirm your final choices. The sales contract will be signed once all the elements have been reviewed and are to your complete satisfaction.



## HOME MEASUREMENT TAKING

A project manager will proceed to take measurements at your home. This person will ensure the link between your project and your kitchen designer specialist to produce the final plans. Here is what he will need:

- Floor coverings
- Plumbing fixtures
- Appliances

\*The 3D Virtual universe is only available for regular projects and self-installation.



## Your living space, *an investment*

*Many parameters influence the cost of a kitchen, that's why it is important to establish a budget at the very beginning in order to make renovations that will work within it.*

### HOW MUCH DOES A KITCHEN COST?

This is the question most frequently asked when we talk about kitchen plans. Even if it sounds very simple, it requires a good reflection as many factors influence the cost.

On average, the cost of a kitchen fluctuates around \$16,000. However, our kitchen designers can design kitchens on any budget, might it be less of \$10,000 or over \$50,000?

#### ASPECTS TO CONSIDER

- |                            |   |
|----------------------------|---|
| + Dimensions of the room   | + Structural elements   |
| + Shape of the kitchen     | (decorative modules, glass doors, coloured inside, number of drawers, etc.) |
| + Cabinets materials       |   |
| + Countertops materials    | + With or without installation  |
| + Accessories and hardware |   |



### HOW TO DETERMINE YOUR BUDGET?

For kitchen cabinets and countertops, your bathroom and your laundry room, it is recommended to allocate a budget that amounts to 6% to 10% of the value of your house in order to ensure your return on investment.

## HOW TO GET THE MOST OUT OF YOUR INVESTMENT?


It is important to inform your kitchen designer of your needs and priorities. By knowing what is most important to you, he will be able to offer options that will respect your budget. You will then be sure to invest in what is necessary and important to you.

For example, if you have a limited budget, instead of opting for a quartz or granite countertop, your kitchen designer could suggest a laminate countertop that imitates quartz, which will allow you to obtain a similar effect at a lower price. Or, if your layout is simple and you are handy, he might even suggest that you install the cabinets yourself.

To help you understand better, you can observe, on the following pages, the same kitchen on three different budgets. Thus, you will be able to see how greatly the different aspects listed beforehand influence the price and design of a kitchen.



CARRARA VENATO  
P1015-UL



ETERNAL STATUARIO



In order to offer a more affordable kitchen, the ▶  
countertops were chosen in laminate rather than quartz.  
The result is a similar look at an affordable price.

## HOW TO ENSURE A DURABLE INVESTMENT?

Respecting the budget is important, but you also have to remember that you are doing your kitchen for yourself to increase your comfort and your quality of life. It isn't every day that you renovate your kitchen after all! It is the centerpiece of your home, it may as well be durable and enjoyable for a long time.

Therefore, if you have been dreaming for years about noble materials or a large kitchen island, don't miss your chance. It is preferable to invest in something close to your heart instead of finding yourself with a kitchen you do not absolutely love after all. It wouldn't be favourable for you to have to redo your kitchen in two years because you regret your choices.

Furthermore, the appraisers consider the renovations of the kitchen and bathroom are the most valuable residential investments with a rate of return coming up to 100%<sup>1</sup>. Knowing your investment will be profitable, you can let yourself give in to your best desires with complete peace of mind.

Thanks to our advantageous financing, you can make smaller instalments which will be easier to fit in your budget. By doing this, you will enjoy, without further ado, of the space you so desired. To treat yourself will never have been so affordable!



<sup>1</sup> According to the Appraisal Institute of Canada (AIC).

# A kitchen, three prices: *how to achieve it?*

*Each kitchen configuration being unique, our kitchen designers will ensure that everything is arranged so that the result corresponds to your tastes, needs, and budget.*

Several parameters influence the cost of a kitchen, which is why it is important to establish your budget from the beginning in order to carry out renovations that will fit within it. Here is a demonstration that details the price differences of a kitchen with identical dimensions, but offering significant price variations according to the following elements:

- + Choice of materials
- + Design style
- + Structural elements
- + Accessories
- + Selected services

KITCHEN	1 SIGNATURE	2 FAVORITE	3 WEB
Price	\$32,600	\$17,800 WITH INSTALLATION <sup>(1)</sup> \$15,475 WITHOUT INSTALLATION <sup>(2)</sup>	\$4,850
Dimensions	11 ft x 11 ft	11 ft x 11 ft	11 ft x 11 ft
Number of cabinets	16	14	12
Structural elements <small>Ex.: series of drawers, niches, mouldings</small>	Elaborated	Lighter	Lighter
Cabinet materials	Wood \$\$\$\$\$ MDF \$\$\$\$	Polyester \$\$\$ Melamine \$	Melamine \$
Countertop materials	Dekton \$\$\$\$\$	Quartz \$\$\$\$	Laminate \$
Number of handles	29 standards	25 economical	19 economical
Accessories	✔	✔	✔
Design and plans	✔	✔	✔
Delivery	✔	✔	✔
Installation	✔	✔ <sup>(1)</sup> ✔ <sup>(2)</sup>	✔



1

## THE SIGNATURE \$32,600

### WE TAKE CARE OF EVERYTHING.

Let our specialists inspire you through the delicious world of the kitchen. Make the most of our expertise by entrusting us with your project from conception to installation. Your mind will be more at ease knowing that your project is in good hands. Our experienced teams will take care of everything to ensure that we exceed your expectations. There's nothing like enjoying a new layout whose work has been carried out impeccably!

The choice of your materials reflects your tastes and values, and when renovating this space that is an integral part of your daily life, it is normal that you want to treat yourself to the best for you. Ultra-personalized, reflecting your style and composed of noble materials, the signature kitchen is a safe and durable choice.



2

## THE FAVORITE \$17,800<sup>(1)</sup> \$15,475<sup>(2)</sup>

### SMART CHOICE AND CUSTOMIZED INSTALLATION

The simplest layouts are often those with the most carefully considered details, and for which the expertise of our kitchen designers is used. Creating a streamlined design, limiting more expensive structural elements, and making affordable material choices allows save on the total cost of the project without neglecting any details, for a kitchen that lives up to your dreams!

Count on our experienced installation teams who will ensure an installation according to the rules of the art or make an additional saving by doing the installation yourself. Are you hesitant to embark on such a project? As we ensure to support you at every stage of your project, you can count on our Installation Guide (see page 62) to help you achieve it.



3

## THE WEB ONLINE STORE \$4,850

### FOR CREATIVE DIYERS (DO-IT-YOURSELFERS)

Buying cabinets online is now easy thanks to our online store. In addition to being affordable and of the same quality of manufacture, the products in our online collection are designed and conceived to offer you a quick installation thanks to the pre-assembled cabinets with 5/8-inch backs. Since the cabinets are manufactured within a few days, your project will be realized quickly.

Our specific collection of materials and colors offered online is among the trendiest and most economical. This allows you to easily make your selection. Be the designer of your project by taking advantage of our multiple online planning tools. Receive your cabinets at home and install them yourself at a time that suits you.





## Armoires Cuisines Action *presents its ideologies*

*Your incomparable resource for creating inspired and inspiring spaces!*

Our kitchen designers are guided by our Design ideology, the pillar of our practice. Keeping up with new trends and innovations, we conceive unique designs that stem from our values of reliability and excellence, as well as our focus on customer experience. The ingeniously thought-out environments are designed to reflect how you want to live. Let us unlock the full potential of your home and its possibilities.

### DESIGN IDEOLOGY



We are passionate about the art of designing spaces that enhance personal, relational, and environmental well-being.



We believe that a well-thought-out design is the perfect blend of function, simplicity, and aesthetics.



We believe that the quality and durability of materials and accessories in an interior design are paramount.



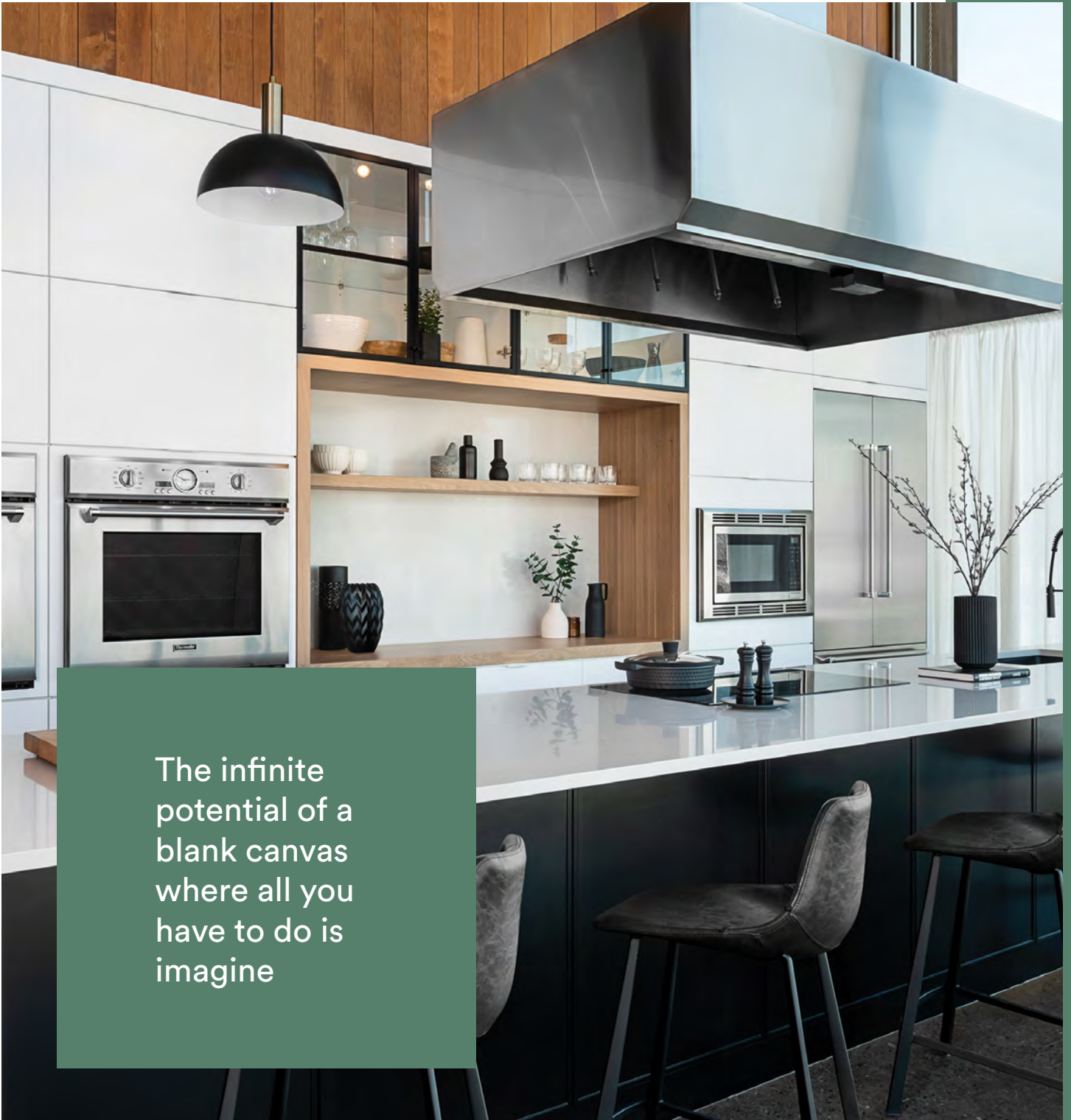
We subscribe to the philosophy that simplicity is the ultimate sophistication.



We believe that only a perfect understanding of the client's universe allows us to obtain a consistent and authentic design.

- LEONARDO DA VINCI

# CABINET MATERIALS



The infinite potential of a blank canvas where all you have to do is imagine

# CABINETS



## MELAMINE



Panels built in one step, melamine is made of a decorative paper and resin glued on a panel of particles. Available in various finishes.



- + Good value for money
- + Multitude of colours and finishes
- + Possibility of wood imitation
- + Easy to clean
- + Good mark resistance (except for the glossy finish)

- Sensitive to heat and humidity
- Difficult to repair
- Fingerprints more visible on matte and plain finishes

- ✓ Wipe up spills immediately (risk of swelling, buckling).

## EUROLAMINATE



Composed of many layers of decorative paper soaked in melamine resin which gives this panel of particles a multitude of texture variations and trendy colours.



- + Good value for money
- + Real wood effect
- + Intensive use resistance
- + Easy to clean
- + Fingerprint proof

- Sensitive to heat and humidity
- Difficult to repair

- ✓ Please refer to the care instructions common to all products (page 59).

## POLYESTER



Made of 5 parts of MDF 3/4 of an inch with bevelled mouldings covered in a decorative paper saturated with polyester resin on both sides, and of a decorative paper and resin at the centre (MDF 1/4 of an inch).



- + Heat and humidity resistant
- + Discolouration resistant
- + Beautiful imitation of wood essences
- + Shock and mark resistant

- Sensitive to excessive heat
- Does not tolerate well continuous and repeated contact with water
- Difficult to repair

- ✓ Please refer to the care instructions common to all products (page 59).



## POLYMER

\$\$\$

Made of 5 parts of MDF or of a single one, depending on the door model. Covered in a synthetic material that can be differentiated by its finish with no bump or any cutting mark.



- + Prodigiously smooth surface, with no distortion
- + Excellent resistance to humidity
- + Colour doesn't change over time
- + Easy to clean
- + 100% made of recycled materials


- Low heat resistance
- Difficult to repair
- The colour at the back of the door doesn't always match

✓ Please refer to the care instructions common to all products (page 59).

## MDF

\$\$\$\$

MDF (medium density fibre) is a mix of wood fibres that are bound together by thermosetting glues that gives it a good stability throughout the years.



- + Does not warp
- + Recycling of unusable wood to produce it (sustainable development)
- + Smooth texture, uniform, without knots

- Difficult to repair
- Plain colours only
- Possible showing of thin lines around the joints

✓ Please refer to the care instructions common to all products (page 59).

## WOOD

\$\$\$\$\$

Natural product by excellence, wood is offered in different collections and models: wood veneer, exotic wood, wood veneer centre, and solid wood centre. A dye, if you choose, is then applied.




- + Vast choice of models, essences and dyes
- + Touch-ups and repairs possible
- + Less vulnerable to expansion and contraction (except for solid centre wood)


- Yellowing of colour change possible
- Sensitive to aging
- Sensitive to humidity
- Possible warping of the wood

✓ Use a cleaner specifically designed for wood.

# MELAMINE




**SUPER WHITE 113**  
• MODERN



**SNOW 555SM**  
• MODERN




**DRUNKENNESS K82OM**  
• MODERN



**WHITE SMOKE R82S**  
• MODERN



**TUNDRA H75AU**  
• MODERN



**MORNING DEW L763C**  
• MODERN



**BEATITUDE K84OM**  
• MODERN




**QUIETUDE K84SM**  
• MODERN



**WHISPER K66N**  
• MODERN




**SHEER BEAUTY L581K**  
• P605\_GV



**MISTRAL K14RO**  
• MODERN



**CASTING AT FIRST LIGHT M2007Y**  
• MODERN




**DAYBREAK L764C**  
• MODERN




**FLAVIE L04AU**  
• MODERN



**NATURA L05OM**  
• MODERN



**CANNES K15RO**  
• MODERN



**FASHIONISTA L582K**  
• P605\_GV



**FRESNO LAGOM 7AR**  
• MODERN



SWEET & SAVORY L588K  
• MODERN



ECLIPSE K90OM  
• MODERN



SALT OF THE EARTH L589K  
• MODERN



DALIA K24SE  
• MODERN



KISS CURL L592K  
• MODERN



ROBLE PALMA 5AR  
• MODERN



ATOM K95OM  
• MODERN




IONIQ L09OM  
• MODERN




AMERICANA K65N  
• MODERN




ESTEREL K16RO  
• MODERN



SUGAR ON ICE M2014Y  
• MODERN




MOONLIGHT L761C  
• MODERN



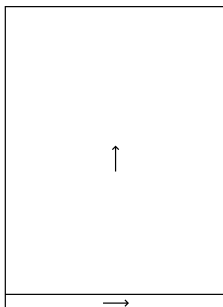
CHARCOAL 123D  
• MODERN




MELAMINE  
DOOR MODELS



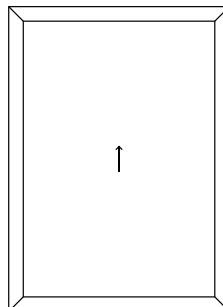
MODERN



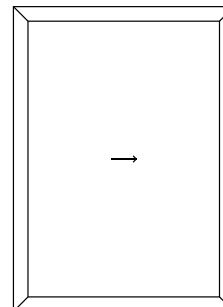
P-105-11



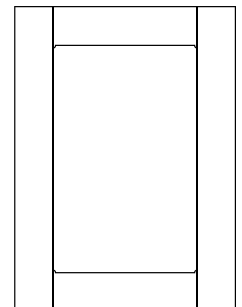
P-106-1



P505\_GV / P605\_GV



P506\_GH / P606\_GH



SHAKER 90



noovo

MELAMINE

## TV Project: “Occupation Double Chez Nous”

*By being a Quebec company offering products made locally, we are proud to have contributed to the edition 100% Quebec of “Occupation Double”.*

The pandemic obliged, the 2020 edition of the popular reality tv “Occupation Double” took place on Quebec soil. The conditions were reunited to promote local artisans, especially during the conception of the sumptuous residences where resides the candidates as part of their experience.

This unique kitchen was specially designed by our team for one of the houses. Constructed in galley kitchen style, it forms a functional and convivial environment. Thus, it meets a crucial need related to the context of the show: allowing to accommodate several people at the same time. There are also several closed storage spaces and a shelf which allows you to ventilate the decor and display pretty decorative objects.

For the design, it was conceived to create a contemporary decor, in tune with current trends, but also young and dynamic, like the participants of the show. One of the challenges was injecting elegance into the kitchen, and by, respecting the budget allowed by the production. The solution: using economic materials that imitate the appearance of noble materials. We can say mission accomplished!

Both sober and chic, the numerous kitchen cabinets charcoal grey were built with melamine (Charcoal 123D). This material has regained its acclaim in recent years, especially because it is durable, polyvalent, affordable and easy to maintain, and because it is available in a wide selection of up-to-date shades and finish. The dark Melamine combines with the deep blue wall as well as the purple shades of the mural to compose a shade of dark tones that give a lot of character to the room. To soften the decor, we opted for a wood-effect melamine island covering (Dalia K24SE) and for a laminated countertop (Marbre Calacatta U-3460-FX46) which imitates marble unmistakably. In addition to the textured mural that brightens up the decor, the cabinet handles and the gold mirror brings the perfect chic touch to this space, which is as inspiring for its occupants as for the viewers!









# EUROLAMINATE

Neutral, natural colors lend a peaceful aura to this kitchen, which has won over the hearts of Quebecers. Composed of Eurolaminate (Tobacco Halifax Oak H1181-ST37) and polymer (White), our Farmhouse kitchen won the title of “The most beautiful kitchens in Quebec - 2022” awarded by *Je déco* magazine.



ALPINE WHITE W1100PMST2  
• MODERN




VICENZA OAK H3157-ST12  
• MODERN




NATURAL HALIFAX OAK  
H1180ST37  
• MODERN



TOBACCO HALIFAX OAK  
H1181ST37  
• MODERN



GRAPHITE GREY U961PMST2  
• MODERN




BLACK U999PM/ST2  
• MODERN

## EUROLAMINATE DOOR MODELS



MODERN



P-105-1



EUROLAMINATE

## TV Project: “Tous pour un chalet”

*For this edition of the renovation show “Tous pour un chalet”, designer Emilie Cerretti has created a stunningly beautiful kitchen.*

This kitchen was designed as part of the renovation competition “Tous pour un chalet”, hosted by Mathieu Baron and broadcast on Canal Vie. Nine duos had to renovate a cottage with the goal of winning it. At the end of the competition, only one team won the fully renovated and furnished chalet. During the competition, the amateur renovators were not only subjected to several challenges that allowed them to earn privileges, but they were also judged by contractor Félix Ménard and designer Emilie Cerretti. By putting her magic touch on the project, she demonstrated that in terms of design, we can dare to go a little further, even if it is a second home.

To give a modern look to this kitchen while injecting a rustic soul, Emilie incorporated Eurolaminate that imitates natural oak (Natural Halifax Oak H1180-ST37). This flagship material is resistant and easy to maintain and perfectly reproduces the finish of wood. As a bonus, it is affordable, which makes it possible to achieve a visually interesting result without breaking the wallet! Eurolaminate was used on the open storage units, on the hood mantel, as well as on the sleek island. Its shade coordinates well with the wood displayed on the ceiling, beams, and structural elements of the room. Other standout elements are integrated into the design, contributing to highlight the Eurolaminate inserts: polymer cabinets in a trendy green-gray hue (Celadon green) a sumptuous quartz countertop (Aterra Blanca), a ceramic headboard with some exotic patterns and golden cabinet handles that add a refined sparkle to the kitchen. Thanks to this expertly orchestrated marriage, a bright, warm and friendly atmosphere reigns in this space, conducive to well-being of those who live there.





# POLYMER




A generously sized kitchen that offers abundant storage and limitless brightness for the enjoyment of its owners.




COTTON MIST  
• ALLEGRA\_VT\_T




WHITE  
• LAMBRIS 3"



GLOSSY WHITE  
• MODERN 1 mm



FRESH LINEN  
• MODERN 5/8 | 1 mm



WARM ALPACA  
• MODERN 5/8 | 1 mm



SUMMER DROPS  
• TENDANCE\_T




WHITE SMOKE  
• METROPOLITAN




MORNING DEW  
• CABARET / TORINO



CELADON GREEN  
• CORSICA / DUBLIN



MERINO BLUE  
• MODERN 5/8 | 1 mm




SHIPSHAW  
• METROPOLITAN




DUSK  
• TENDANCE\_T



VERDE  
• URBAN



BLACK  
• FLAT / EURO




BLACK VELVET  
• MODERN 5/8 | 1 mm




POLYMER


# DOOR MODELS




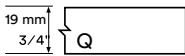
MODERN 5/8 | 1 mm



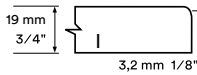
VELOUR TOUCH & GLOSSY WHITE ONLY




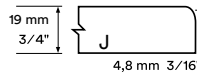
FLAT / EURO




URBAN




METROPOLITAN



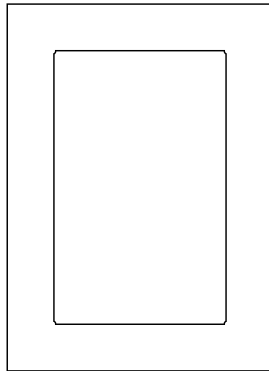
CABARET / TORINO




LA90\_T  
5 PIECES



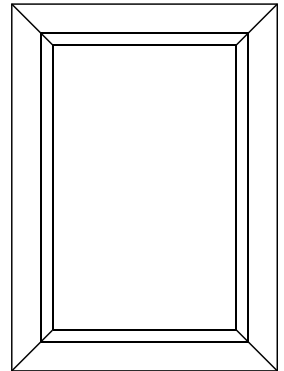
TENDANCE\_T  
5 PIECES




CORSICA / DUBLIN



LAMBRIS  
AVAILABLE SPACINGS:  
1/2", 1" AND 3"




ALLEGRA\_T  
5 PIECES



FUSION

In their Webseries, Lou-Pascal Tremblay expresses himself: "We've been living with it for a few days now and it's perfect! Each door is exactly where it should be!"





POLYMER

## Everything you need to know about the kitchen of **Marina Bastarache and Lou-Pascal Tremblay**

*After considering a condo, a duplex and a flip, they concluded... that it was better for them to build the house of their dreams themselves! A kitchen designed by Armoires Cuisines Action was therefore ideal for their new home.*

From the start, it was clear in Marina's mind: "We can't have an architect-designed house without having a custom kitchen that meets our needs." So, it was not a matter of considering big-box stores here, and that is why Marina and Lou-Pascal visited us. Why did they choose Armoires Cuisines Action as their kitchen designer? Here's what weighed in the balance: our company's establishment for nearly 35 years, our "made in Quebec" products, and our invaluable support service provided by kitchen designers.

As soon as they arrived at the store, Marina and Lou-Pascal were taken away by the advice of their kitchen designer, both in terms of ergonomics and accessory proposals. Do they regret this letting go? Not for a single second! After experiencing their new kitchen, Lou-Pascal says in episode 7 of their web series: "We've been living with it for a few days now and it's perfect! Each door is exactly where it should be."

In the materials, Marina and Lou-Pascal knew right away what they dreamed of: white oak (Meringue), just like everywhere else in their new home. They also really liked the idea of having white modules, but they ultimately opted for a light gray polymer (Morning Dew) which is very trendy these days. The cabinet doors are adorned with cat tongue-shaped handles (BP989850990) that add a subtle touch of black, which is perfect in the eyes of the couple.

As for their countertops, they selected a ¾-inch thick Dekton (Helena) for its ultra-resistant properties to stains, scratches and heat. With its translucent appearance and white and grey shades, the Helena model's color scheme is inspired by natural onyx stone, and its cloudy effect particularly appeals to Marina.

If they had to do it again, both would choose the same kitchen. Marina and Lou-Pascal are literally in love with their new kitchen from Armoires Cuisines Action. Do we need to specify that we are not a little proud? Of course not, and we love it too!

TO WATCH THE  
WEBSERIES:



Marina Bastarache



marinabastarache



▲ It's no surprise to learn that Marina and Lou-Pascal's kitchen was featured in *Je d cocre* magazine's 2022 edition of "The most beautiful kitchens in Quebec".



▲ At Alicia Moffet's, white polyester was selected for its ease of maintenance and matte finish. With a young baby and pets at home, it was a wise choice.

On the dining room side, there is a splendid hutch ► combining polyester cabinets, stained maple wood, as well as matte black anodized aluminum and glass doors.



# POLYESTER



WHITE WSP113/W400  
• TENDANCE



TUNDRA H75AU  
• CLASSIC



WHISPER K66N  
• TENDANCE



CASTING AT FIRST LIGHT  
M2007Y • ALLEGRA



CANNES K15RO  
• LA90



FLAVIE L04AU  
• TENDANCE



NATURA L05OM  
• TENDANCE



MISTRAL K14RO  
• ALLEGRA



ESTEREL K16RO  
• LA90



ATOM K95OM  
• ALLEGRA



DALIA K24SE  
• TENDANCE



AMERICANA K65N  
• TENDANCE




IONIQ L09OM  
• TENDANCE




POLYESTER


## DOOR MODELS



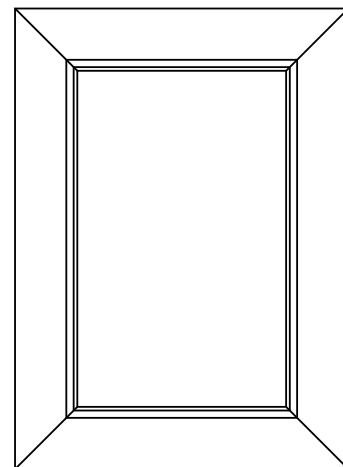
LA90



TENDANCE



ALLEGRA



CLASSIQUE

The choice of materials has been thought out so that the colors selected are timeless and bright and that they match the other elements of the room, such as the floors.



The butler's pantry is becoming increasingly popular. Its purpose is to support the functions of the kitchen by providing additional workspace while also offering some visual concealment from the main kitchen area.





POLYESTER

## All about *Alicia Moffet's kitchen*

*What a pleasure it was for the team at Armoires Cuisines Action to collaborate with Alicia Moffet on the creation of this modern “farmhouse” inspired kitchen! This project is part of the “La Casa Moff” series, in which the entire renovation process of her house is documented.*

Alicia entrusted us with the design of a kitchen that she wanted to be aesthetic, functional and original. This central room connects the living room and dining room, which is why it was important to create a clear and defined guideline. Here, the modern «farmhouse» theme dictates the design, choice of materials and atmosphere that the room exudes. This is a trendy style that reflects the owner's personality, but also timeless as it combines elements from the past and present. And there's nothing like beautifully polyester shaker style cabinets (White WSP113) to do it justice! Reproducing the appearance of painted wood, this material, which is resistant to heat, moisture and scratches is well suited for a frequently used room such as the kitchen. The moldings that adorn the cabinets, as well as the rather classic-looking handles, evoke the warm soul of country homes. On the other hand, the matte look of the cabinets is in line with the modern spirit.

The ease of maintenance of polyester is a plus, especially considering that Alicia is the mother of a little girl. The layout of the kitchen (lab-style), abundant storage, as well as built-in or compact appliances increase the functionality of this room and make the busy mom's daily life easier. The space also has a butler's pantry (see page 32), a room dedicated to storage and small appliances, which makes Alicia very happy.

The room is meant to be very bright, and the elements have been carefully selected with the aim of aging beautifully. In both the kitchen and dining room (see page 30), the same materials and shades are repeated, whether it's the white polyester cabinets, maple wood inserts (island and shelf), or black accents (glass doors of the dresser, faucets, chairs, counter benches, countertops, lighting, cabinet handles, etc.), which give a lot of character to the décor. It goes without saying that this project reflects the needs and tastes of its new owner very well.

TO WATCH THE  
WEBSERIES:




Alicia Moffet



aliciamoffet

MDF AND  
HYBRID



RICE LEAF  
• MODERN



COTTON MIST  
• STRÖM



FUMEROLLE  
• KLASSIS



GALET  
• TRADITIONAL



INUKSHUK  
• CABARET



HOT GOAT CHEESE  
• STRÖM



VANILLA FLOWER  
• SHAKER 3"



AUTUMN DRIZZLE  
• FUSION ELEVATED CENTER




MOON STONE  
• TRADITIONAL



OYSTER MUSHROOMS  
• TRADITIONAL ELEVATED CENTER



HORIZON BLUE  
• KLASSISK



MOSS  
• SHAKER



CALDWELL GREEN  
• MODERN




SCOTTISH GREEN  
• MODERN



GREYNESS  
• 7200



MOON GRAY  
• FUSION



SLATE  
• 7200




BERLIN BLUE  
• CLASSIC




LICORICE  
• SHAKER V-GROOVE

MDF AND HYBRID


# DOOR MODELS




MODERN



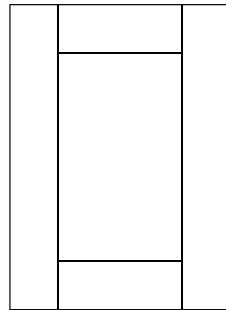
7200



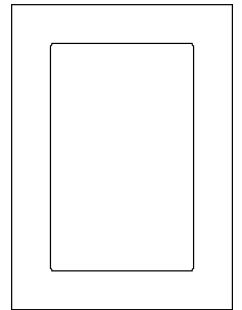
CABARET




SHAKER\*



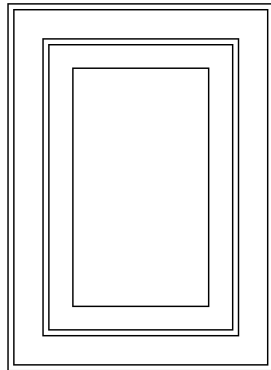
SHAKER 3''



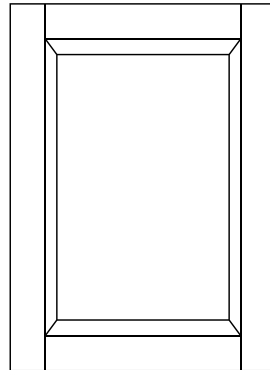
SHAKER 1 PIECE



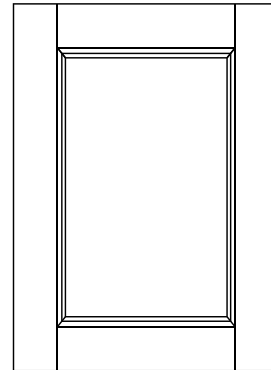
STRÖM




KLASSISK




FUSION\*



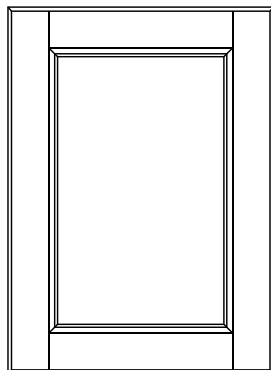
TRADITIONAL\*



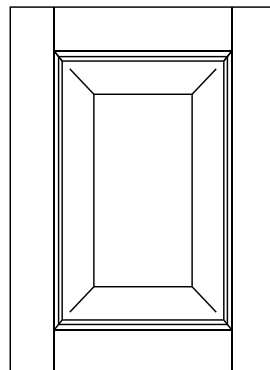
ROMANTIC\*



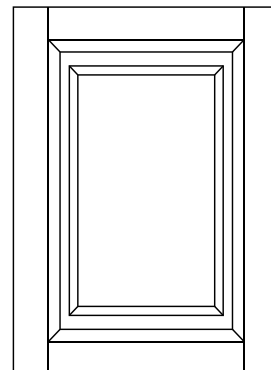
SHAKER V-GROOVE\*




CLASSIC\*



TRADITIONAL ELEVATED CENTER\*



FUSION ELEVATED CENTER\*



ELEGANCE ELEVATED CENTER\*



## Top 3 of the most beautiful kitchens *in Québec by “Je déco-re”*

*We had the honor of receiving the third prize for our Danish kitchen, a modern “hygge” sanctuary for art and design lovers. Highlighting the MDF and the original brick, this project consisted in marrying two eras in the light of the solarium extending the kitchen.*

Pratico-Pratiques is established as a reference in decoration with its magazine “Je déco-re”, which annually holds the “Les plus belles cuisines du Québec” competition. This competition aims to reward the expertise of professionals in Quebec by having the public vote for their favorite kitchen. Among our submitted projects, our Danish kitchen took third place, making us extremely proud!

A sweet haven in the heart of modern life, this charming L-shaped kitchen features an inviting MDF island in the color of “ancient lava” with contemporary panels and a white quartz countertop. Featuring a breakfast bar, leather benches, a sink, a well-concealed dishwasher, and practical storage, this L-shaped kitchen with its inviting charm is just as appreciated for cooking as it is for entertaining friends at cocktail hour.


The objective was to highlight the natural charm of the space while modernizing it with high-quality materials. The emphasis is placed on the heights and on the harmony between warm and cold tones thanks to the MDF cabinets in Vanilla Flower color which make the light travel and frame the brick wall, creating a hearty contrast. Providing an elegant smooth and knot-free grain, this material naturally emerged as a perfect fit for this kitchen. Its greatest strengths? It doesn’t warp, is easy to maintain, and withstands the test of time. Furthermore, it is made from unusable wood, making it an ally of sustainable development! Echoing the wood of the beams and the floor, a walnut box covers the hood between two airy and minimalist shelves. For a vintage touch, brass is highlighted on the delicate light fixtures, cabinet handles (BOUR7040BSAE, POIR7040160BSAE), and the faucet. The choice of materials creates an atmosphere that is both chic and filled with sweetness.

No detail has been overlooked to ensure that the kitchen is perfectly functional, from sliding storage to open and closed cabinets, as practical as they are aesthetic. Indeed, this little gem deserves its title! Every inch of the space is utilized, resulting in a room that is always tidy and well-organized without any effort.





NATURAL BIRCH  
• ÉLÉGANCE



NATURAL ASH  
• MODERN



NATURAL MAPLE  
• MODERN



MERINGUE  
• CLASSIC



MAPLE SUGAR  
• CLASSIQUE CENTRE  
SURÉLEVÉ



BISCOTTI  
• CLASSIC



CHAMPAGNE  
• TRADITIONAL



MOREL  
• SHAKER



TOMME DE SAVOIE  
• CABARET



BLANCHED PECANS  
• CLASSIC



DRIFTWOOD  
• SHAKER



SHIITAKE  
• SHAKER 3" V-GROOVE



CINNAMON  
• TRADITIONNELLE CENTRE  
SURÉLEVÉ



## GOOD TO KNOW

The natural character of wood contributes to the originality of each decor and ensures that it will always be unique. Its appearance is more susceptible to visual disparities without this being a defect. What's more, as a living material, it changes color when exposed to light. This process is part of wood's natural charm.




COFFEE BEAN  
• CLASSIC ELEVATED  
CENTER



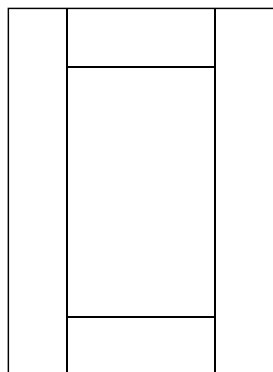
CASTLE LIFE  
• SHAKER

WOOD

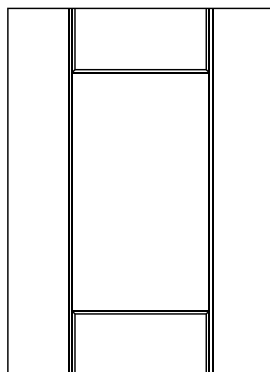
# DOOR MODELS




SHAKER



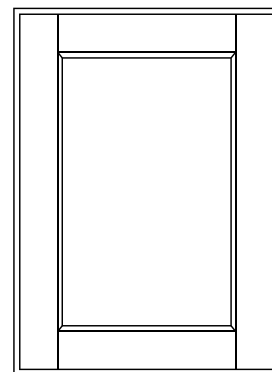
SHAKER 3"



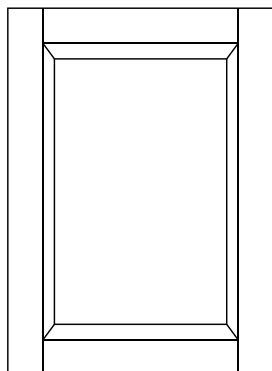
SHAKER 3" V-GROOVE



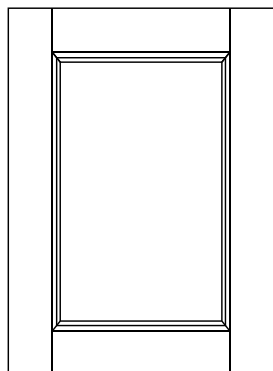
SHAKER V-GROOVE




ROMANTIC




FUSION



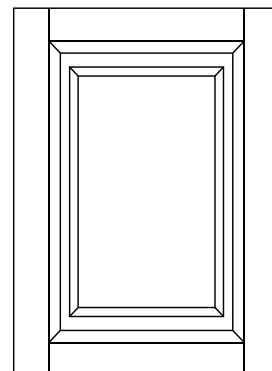
TRADITIONAL




CLASSIC



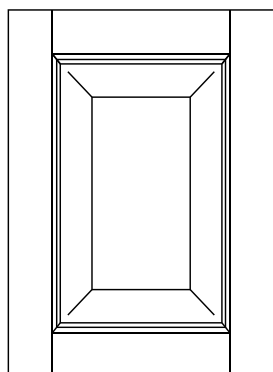
ELEGANCE




FUSION ELEVATED CENTER



CLASSIC ELEVATED CENTER



TRADITIONAL ELEVATED CENTER



ELEGANCE ELEVATED CENTER





WOOD



# The perfect bathroom *of Alicia Moffet*

*Designing this vanity meant that we had to orchestrate a layout that would blend in with the bathroom while still respecting the modern farmhouse spirit of the other rooms. Exceeding expectations, the result is one of the major transformations of the house!*

Contemporary, functional, and chic, this bathroom makes many people dream. Through a glass partition, it offers an unobstructed view of vanity, strategically placed to play the role of the centerpiece of the room. Not only does it shine with elegance, but it also provides enough storage to accommodate the busy schedule of a small family. The cabinet that stretches up to the ceiling and drawers under the double sink accommodate personal belongings while concealing them from view, leaving room for the purity of the design.

The challenge was to warm up the atmosphere and to integrate the room into continuity with the rest of the house. So, we opted for a Champagne antique-stained maple wood, in the same tone as the kitchen (page 30), which reflects natural light and gives personality to the room. In addition, this color goes perfectly with the vintage brass light fixture and the black handles. We love wood, of course, for its organic character that enhances any type of decor, but also for the warmth it brings and numerous choices of species, stains, and models in which it is available. Here, large shaker-style panels were chosen to blend with the farmhouse style of the house, while the minimalist black handles (BP52003160900, BP872900) embrace the modernity of the space. A combination that is sure to catch the eye! In the same white as the wall, the double concrete sink fits lightly into the cabinet and illuminates the bathroom by contrasting with the dark tones of the floor and the shower.

The result is a clean, friendly and practical bathroom, where two people can easily go about their occupations at the same time with privacy. Completely in line with current trends, it will remain stylish for a long time!



# WOOD VENEER



IVORY OAK  
• MODERN 5/8 | 1 mm




MANHATTAN OAK  
• MODERN 5/8 | 1 mm



CINNAMON TRIBA  
• MODERN 5/8 | 1 mm

## WOOD VENEER DOOR MODELS



MODERN 5/8 | 1 mm

## GOOD TO KNOW

Wood veneer doors are a natural beauty, offering contemporary designs while bringing warmth to your kitchen. This choice enhances the charm of a wooden kitchen at a competitive price. Their manufacturing process, which requires a smaller quantity of material, represents a certain ecological advantage, which also makes them a very wise choice!

♥ "LES RÉNOS D'ALEX" AND BRIGITTE LAFLEUR'S FAVORITE • FEATURED DOOR MODEL





## DIY capsule from “*Les Rénos d’Alex*”

*On his blog, Alex provides practical advice for learning how to do your own renovations. He undertook the project of renovating his new house, and we are proud to have collaborated with him in the realization of his dream kitchen.*

When it comes to pampering his home, Alex’s objective is to work with people who offer quality services and products while giving priority to Quebec-based businesses. That’s why he chose our products for the realization of his new kitchen! We are very happy to be among his partners and share his values.

A vast open space gaping towards the outside, this laboratory-shaped kitchen explores a contemporary and organic style highlighting natural wood. Covering the island and the bottom of the white polymer cabinets in a way that reminds a snowy forest, the stripped-down panels (Modern 5/8 | 1mm) are covered with an Ivory Oak wood veneer that exudes a sense of well-being. These large uniform panels with invisible handles (BP989880-30) conceal abundant storage for a room with a minimalist finish, but still fully functional. More and more popular, wood veneer is unbeatable when it comes to competing with the nobility of solid wood at a lower cost. It is available in a range of wood species and shades, from the most classic to the most exotic, is easy to maintain and is resistant to impact. These cabinets are made using a slice of real wood applied to a particle board,

which significantly reduces the amount of wood used and makes it a more environmentally friendly choice. A bonus for a kitchen aligned with your values! To save money, it is possible for you to proceed with a self-installation using our products (why not follow Alex’s video tips?).

The wood veneer of the cabinets, the designer stools and the handmade solid wood table (see page 40) create a zen atmosphere and form a harmonious whole. The bright and light tone chosen for the wood is enhanced by the white of the cabinets and the subway ceramic tile. For a homogeneous vein that blends into the softness of the decor, a Saint-Clair marble in linear cut was chosen for the island and niche countertops. The result? A bright, calm and natural kitchen where time seems to slow down and that is priceless!

TO WATCH THE  
WEBSERIES:



LesRénosdAlex



lesrenosdalex


# EXOTIC WOOD




HICKORY FRANKLIN NATURAL  
• MODERN



LIGHT WALNUT  
• SHAKER 3"



BROWN WALNUT  
• MODERN




NATURAL WALNUT  
• MODERN

EXOTIC WOOD

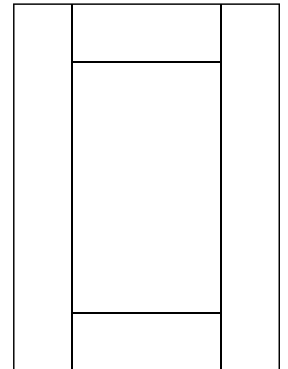
## DOOR MODELS




MODERN



SHAKER



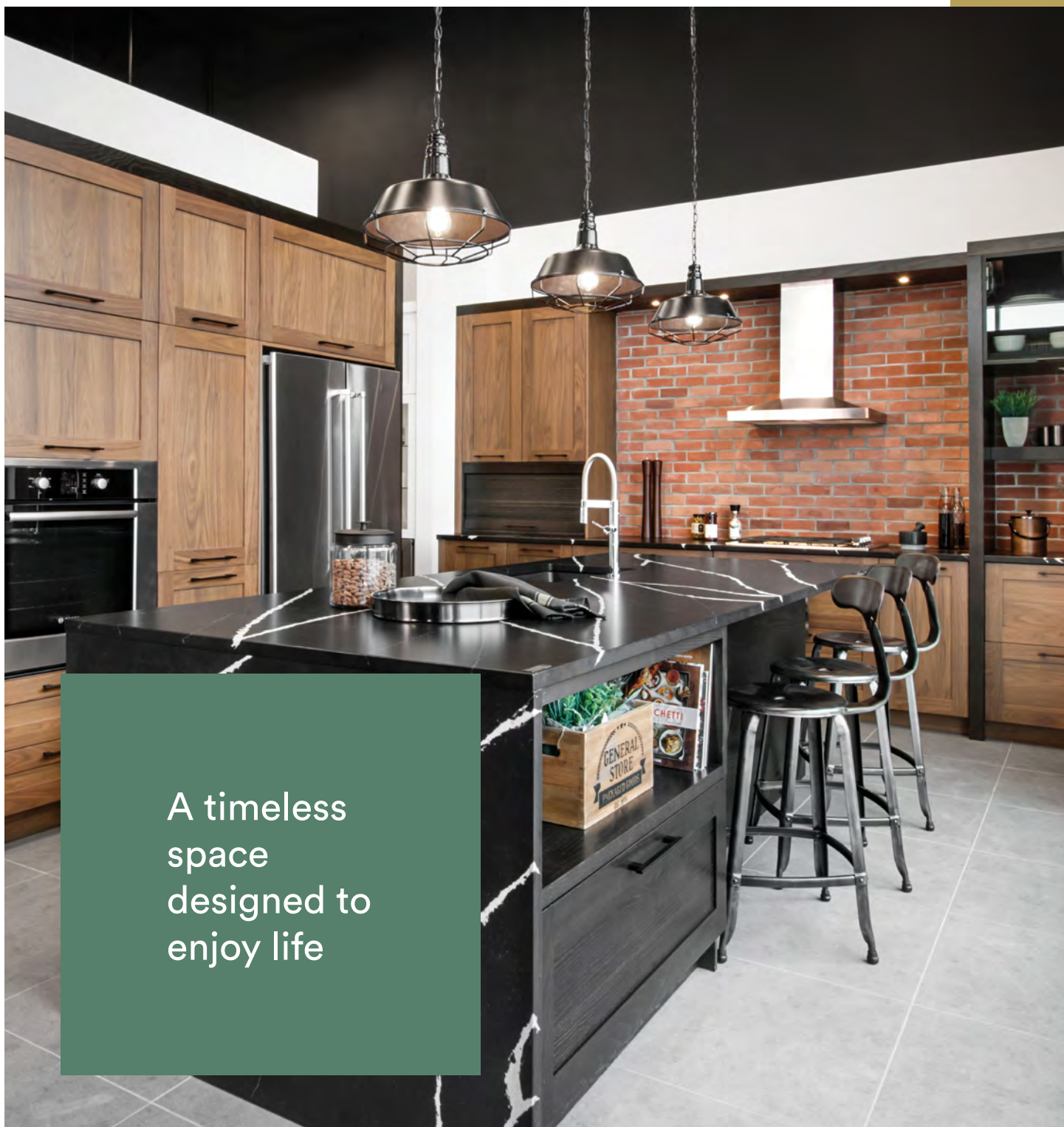
SHAKER 3"



## GOOD TO KNOW

Walnut is an exceptional wood, as much for its unique grain as for its highly nuanced shades. Significant variation between each door, casing, panel or leaf of a Shaker model door is very likely, if not inevitable.

# COUNTERTOP MATERIALS



A timeless  
space  
designed to  
enjoy life

# COUNTERTOPS



## LAMINATE



High pressure laminate is a surfacing product made of mainly paper and resin. It can also contain recycled and quickly renewable materials.



- + Resistant and durable
- + Easy to clean and maintain
- + Stain, shock, and wear resistant
- + almost infinite variety of textures, colours, and finishes
- + Suitable for every budget

- Poor heat resistance
- Damaged surfaces are harder to repair

✔ Avoid spills near the joints because of the possibility of infiltration under the surface. Consulter les conseils d'entretien communs à tous les produits (page 59).

## GRANITE



Granite is a natural stone that comes from the crystallization of the magma of the Earth. It is a 100% natural material that has a veined, crystalline, and granular appearance.



- + Indoors or outdoor use
- + High resistance to UV rays
- + Repolishing possible
- + Splint repairs possible (almost invisible)
- Its weight
- Sealing required once a year
- Porous (be careful with fatty substances)
- Cannot be renewed
- Imperfections in some pieces
- No consistency from one batch to another
- Selection of the slabs highly recommended

✔ Please refer to the care instructions common to all products (page 59).

## QUARTZ



93% quartz and 7% resin, our quartz countertops will give serious charm to all your projects.



- + Non porous material
- + No need for sealant
- + Heat, bacteria, mold, stain and scratch resistant
- + Consistency in colour from one slab to the other
- + Splints can be repaired

- Cannot be polished again
- Expensive
- Colour can vary with samplers
- Some finishes and colours can be harder to maintain

✔ Please refer to the care instructions common to all products (page 59).



## WOOD

\$\$\$\$

High-end solid wood is available in many types of assembly (flat, on the side, standing). The adhesives used are graded food safe and nontoxic. Wide choice of wood types and finishes.



- + Custom-made manufacturing
- + No joints on 10 feet or less
- + Very durable
- + Easy to clean
- + Can be sanded locally
- + Incomparable natural product

- Can change colour with time
- Natural movement of the wood
- Does not handle well excessive heat or water
- Prone to staining (except for finish with urethane acrylic)

- ✓ Monthly application of mineral oil as a sealant for waterproofing.

## DEKTON

\$\$\$\$\$

Dekton is a unique mix of primary materials used in making of glass, porcelain, and quartz surfaces. Many finishes and thickness are available.



- + Stain resistant
- + Scratch resistant matte finish
- + Maximum heat and fire resistance
- + Colour stability
- + High resistance to UV rays
- + High abrasion resistance

- Brittle
- Visible repairs
- Polished finish sensitive to scratches

- ✓ Please refer to the care instructions common to all products (page 59).



Come and explore our brand new Ateliers and let your inspiration blossom in these spaces designed to provide you an exceptional experience in the creation of your kitchen or bathroom.




# LAMINATE




FRESH MIST  
P271-CA



RAW NORDIC WOOD  
W480-CW



DRAMA MARBLE  
5010-7




NEO CLOUD  
6314-43



CARRARA VENATO  
P1015-UL



WHITE SHALESTONE  
9525-34



HIMALAYA WHITE  
2326-SDU



TYPHOON ICE  
4952-52




CAFE AZUL  
6319-FXRD



TERRAZZO  
2325-SD




WHITE ICE GRANITE  
9476-46




MIDNIGHT STONE  
6280-46

MODELS



2700



SQUARE



LAMINATE

## Affordable and *quality kitchen*

*This unique design displays attractive and inexpensive materials. In other words, it brilliantly embodies the desire of many customers: to create a trendy decor without blowing their budget!*

To speed up the manufacturing process and bring this project to life in no time, this kitchen was 100% made using our Armoires Cuisines Action Online Collection. This web service allows you to create a layout based on the measurements of your targeted room, plan it with our 3D designer tool, and then place an online order, all from the comfort of your home. It's that easy!

To reduce costs without compromising the beauty of the room, the choice of laminate for the countertops (Urban Marble 2320-SD and Terrazzo 2325-SD) was an obvious one. This versatile material allows for a realistic imitation of marble, quartz and other materials. You must see it to realize how convincing the result is! The wide range of colors and patterns also allows for successful matching with all types of decors. Furthermore, it represents an eco-friendly choice with its composition of recycled and rapidly renewable materials.

For the cabinets, we opted for a trio of colors, an option in line with current trends. The three shades naturally match the grayish hue of the Urban Marble laminate. You'll find a wood-effect melamine (Mistral K14RO) and white (Snow 555SM) on most of the doors, while the island is adorned with black polyester (Black Velvet VT03) for a highly interesting contrasting effect. Despite its small size, this kitchen includes customized storage that optimizes space and facilitates meal preparation. In addition to giving off an aura of lightness in the room, the ceramic backrest is an ally in making the decor withstand the test of time while adding a touch of whimsy. The same goes for the handles (POIV53096ZM2 and BP30342-900), which are simple and timeless. Thanks to its economical materials and well-thought-out design, this modern kitchen has successfully risen to the challenge of enhancing its beauty with a limited budget!

You can order your cabinets and laminate, quartz, or granite countertops through our online store:

[boutique.cuisinesaction.com/en/boutique-en-ligne](https://boutique.cuisinesaction.com/en/boutique-en-ligne)



# QUARTZ



MIAMI WHITE



MIAMI VENA



ETERNAL CALACATTA GOLD



ETHEREAL GLOW



WHISTLER



BLANCO ZEUS



BLANCO MAPLE




WHITE ARABESQUE



HALCYON



DESERT SILVER



ETHEREAL DUSK



MONTAUK



ETERNAL STATUARIO



CHARCOAL SOAPSTONE







QUARTZ

## TV project: “Big Brother Celebrities”

*What a great challenge for our team to create the kitchen for such a large-scale reality TV show as “Big Brother Celebrities”! A look at a decor designed to promote the well-being of the participants... and to inspire infallible strategies!*


The concept of the show is simple: 17 public figures from various backgrounds (artistic, sports, etc.) are brought together under the same roof for several months, with no possibility of leaving except when they are eliminated. During the show, the celebrities must form alliances and use their cunning to win some challenges, with the ultimate goal of having one of them named the grand winner. The stage was set for our team: we had to design an inspiring, convivial, and functional kitchen so that multiple occupants could share the space without stepping on each other’s toes. It was essential to create a sense of spaciousness so that the confined participants would feel more comfortable. After all, some of them would spend many weeks in confinement in this space.

We wanted to create a felted and enveloping atmosphere while ensuring that the room remained bright and airy. To achieve this, nothing beats huge Colton quartz island countertops that create beautiful points of light in the room. Combined with the immaculate floor and the light-colored polymer cabinets (Morning Dew), the quartz countertop balances out the dark polymer cabinets (Black) and the black ceiling. Result: a well-balanced environment, both elegant and bathed in light! The cabinets with an invisible opening system or handles that go unnoticed (BP39660900) also contribute to simplifying the decor.

We could not ignore the theme of the jungle, easy to identify thanks to the imposing mural as well as the tropical plants. The discreet insertion of wood-effect melamine (Esterel K16RO) throughout the cabinets also adds a nice exotic touch to the whole. If the kitchen is, by definition, the ideal place to cook, it is also the preferred place to talk about strategy at the island or on a forest green velvet sofa. This one naturally blends in with the decor theme, which perfectly honors the show in which, let’s say it, the law of the jungle reigns!



# GRANITE




VISCOUNT WHITE



BIANCO ANTICO



BLACK PEARL




NOIR CAMBRIAN ANTIQUE




ST-HENRY ANTIQUE


# DEKTON




NEURAL




VIGIL




ARGA



REM



BERGEN



SOMNIA



SIRIUS



♥ BRIGITTE LAFLEUR'S FAVORITE





DEKTON

## An inspiring... **and creative space!**

*For a third consecutive project, we had the honor of designing the heart of the home for actress Brigitte Lafleur and her partner Mario Provencher, a producer and graphic artist. Discover how this modern and streamlined area inspires the artistic flair of its owners and their adorable daughter!*


Refinement and functionality come together in this space, which emphasizes an abundance of storage. On one side of the L-shaped kitchen, black polymer modules (R32S) with a matte finish stand out. On the other, wood veneer cabinets (Ivory Oak) bring a touch of warmth, visually connecting with the light wood flooring. Notice the retro accent introduced through the tri-color spherical pendant lights: a definite favorite! By subtracting small appliances from view and opting for subtle and minimalist cabinet handles (BP989850166 + BP989850990), peace of mind is promoted. This effect is accentuated by the undermount sinks as well as the large appliances that are seamlessly integrated into the cabinets.

For example, the range hood displays the same covering as the adjacent doors, ensuring its discreet presence. Thus, when they are in their family cocoon, the two artists can enjoy a respite to balance out their hectic lives.


However, our team still wanted to pay homage to the family's creativity, including Brigitte, who is passionate about painting. We opted for Dekton countertops, a technological material composed of porcelain, glass and quartz. One of them is light in color (Helena), while the other, darker one (Sirius), allows for drawing on it, much like a chalkboard. In fact, it's one of their daughters Agathe's favorite activities, who doesn't hesitate to unleash her creative impulses while preparing meals! For those who are concerned about the condition of the countertop, rest assured that Dekton is an ultra-resistant material to stains, scratches and impacts, in addition to being easy to clean. So, there's no need to worry, just pure pleasure! And assured thing, your future Dekton countertop will attract the attention of your guests and may surprise more than one!



# WOOD




MAPLE




WHITE OAK



CHERRY



IROKO



MAHOGANY



SAPELE



WALNUT

This white oak, with ▶ its soft, pale hue, complements the Scandinavian spirit of this majestic kitchen located in our Boucherville branch.



♥ OUR KITCHEN DESIGNERS FAVORITE



## HARDWARE AND ACCESSORIES

Perfect the  
potential of  
your home  
and its endless  
possibilities

# Our kitchens are *well equipped*

*Super functional equipment exceptional range, unequalled ergonomics.*

Centre of your home, the kitchen must be inviting, uniting, and especially functional. That is why choosing its components well is important. Between the built-in recycling basket and the storage under the sink, there is a multitude of possibilities.

It is essentially the hardware and the storage that reflects the practical and functional character of a kitchen. Every well-thought-out detail will impact your daily life. Better ergonomics will facilitate your routine and avoid a lot of unnecessary efforts. For example, you won't have to bend to get the pots, or remove a plate from a wobbly pile.

If well equipped, your kitchen will give you the feeling of being organized and that everything is easy to grab. It will never be as easy to put away. Everything in its place and a place for everything. Of ultramodern technology, our kitchens are composed of innovative hardware. Their functioning is sure and offers an unparalleled durability to guarantee you a superior quality of life.

It is with meticulousness that we choose our suppliers and the products we offer because we believe that the quality of the hardware and accessories that make up the cabinets is paramount. Hinges, slides, handles, and accessories must be approved by our selection committee to ensure your complete satisfaction.



▲ Our interior pull-out drawers ensure minimum wasted space and convenient access to all the items you store.

Keep your favorite utensils close at hand with our ultra-practical utensil dividers.





## Melamine Cabinet

Premium white melamine cabinet interior of the highest quality, made of exclusively recycled wood particles. The melamine is treated in order to ensure the consistent product quality, which makes it very durable.



## Professional Grade Hardware

Nickel steel hinges with high quality shock absorbers, invisibly built in the arm and featuring an automatic closing device as well as height and depth adjustments. The push-in system allows quick and easy assembly and disassembly for all, no tools needed.



## Large Capacity Drawers

Series of drawers with grey steel profiles, and a weight capacity of 25k kg, and a full extension slide, and a deceleration system. The drawers are equipped with quick assembly and disassembly systems and a façade adjustment.



## Selection of trendy handles

A wide selection of trendy handles and buttons is available at a very reasonable cost. Take the time to choose the finish, size, colour, and appearance of your handles. The handles add an important touch after all!



## High Added Value Accessories

Find accessories that perfectly complement your cabinet layout while facilitating your daily life. Among the essential accessories, the practical and ergonomic sliding bin, or even the utensil tray, ensures a good layout of your kitchen tools.



# HANDLES AND KNOBS



● BP9041AE



● BP20712900



● BP872634CHBRZ



● BP885535158




● BP426CHBRZ



● BP30342195



● POIV0117032LM2



● BP989880170



● BP790128195



● BP7348128900



● BP52010128195



● BP8855128HBRZ



● POIR6003128BB



● POIR71016128N



● SHZNB1128



● SHZNB3128



● SHANB1128



● BP816096CHBRZ



● POIR704096BSAE



● POIR720596BNL



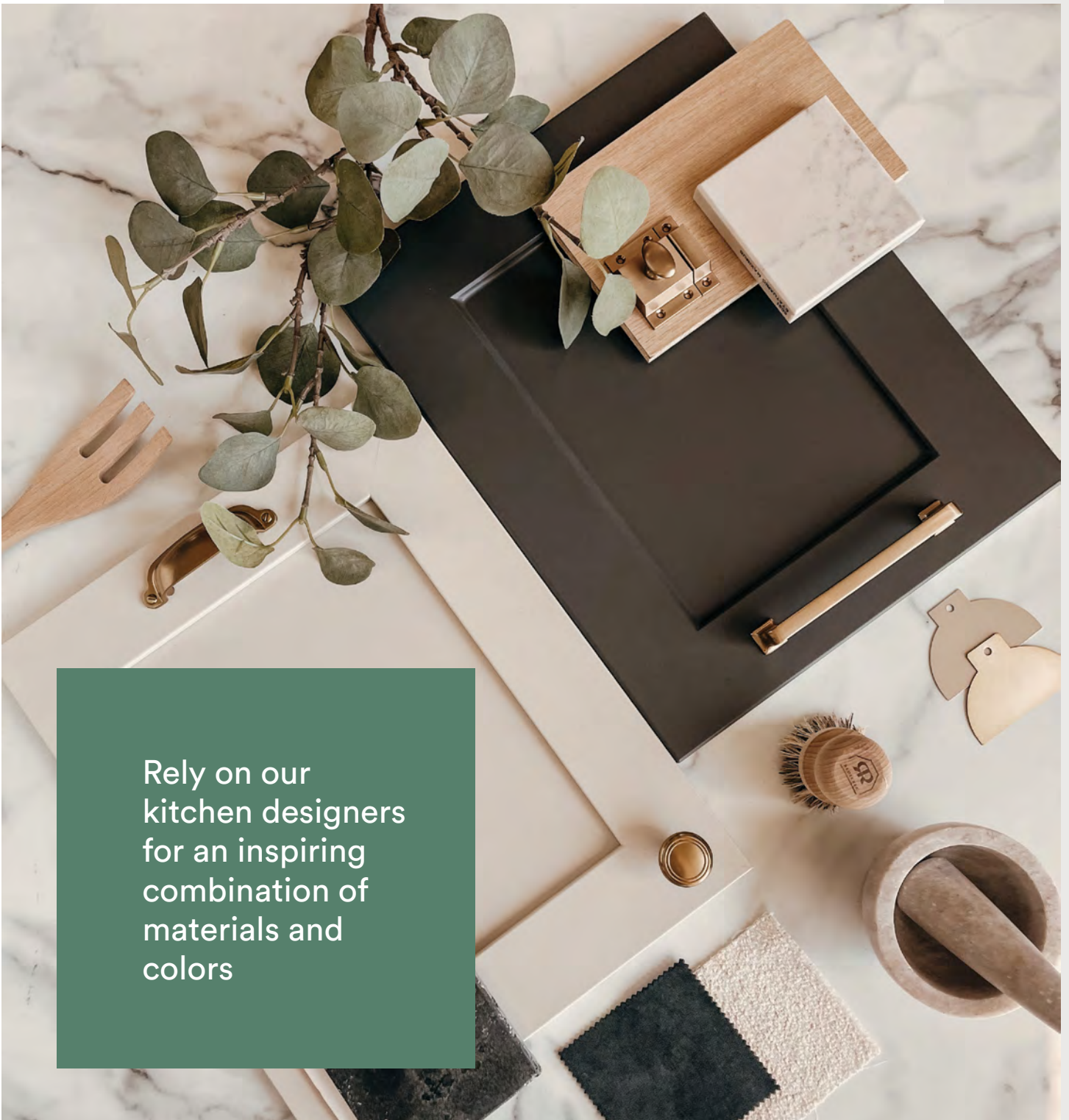
● SHZMB896128

## GOOD TO KNOW

To discover a wider range of handles, we invite you to visit one of our branches.



## INFORMATION ON THE MATERIALS



Rely on our  
kitchen designers  
for an inspiring  
combination of  
materials and  
colors

# Infinite *layouts*

*We do everything to offer you high quality product going beyond your expectations.*

## CAREFULLY SELECTED

The decision to add a product to our selection is based on a complex thought process which takes into account both the public's demand as well as the quality, availability, and specific characteristics of the product. Our research and development team ensures that the cabinet and countertop materials, as well as the hardware and we offer are to the highest quality standards and that guarantee the durability of your project.

Every material has its distinctive characteristics and is available in many patterns and finishes. The resistance to heat and humidity are an important factor to evaluate when choosing your materials. Whatever your needs, we have the right type of materials you need. Our kitchen designers will know to suggest the perfect materials, shapes, finish, and layouts in order for you to have a kitchen that lives up to your expectations.

	Type of materials	Durability	Heat Resistance	Humidity Resistance	Easy Maintenance	Price Scale	Manufacturing Delays
CABINETS	Melamine	****	***	***	****	*	*****
	Eurolaminate	****	****	***	****	** / ***	****
	Polymer	****	*	****	****	***	***
	Polyester	*****	****	****	***	**	***
	MDF	***	***	**	***	****	**
	Wood	***	****	**	***	*****	**
	Wood veneer	***	****	**	***	****	***
COUNTERTOPS	Laminate	***	**	**	*****	*	*****
	Granit	****	*****	****	***	***	****
	Quartz	*****	***	*****	*****	****	****
	Wood	**	*	**	***	****	***
	Dekton	****	*****	****	**	*****	**

**LEGEND** VERY HIGH: \*\*\*\*\* HIGH: \*\*\*\* AVERAGE: \*\*\* LOW: \*\* VERY LOW: \*



# Maintenance *guide*


You want to choose a quality product, but you know that it's important to maintain it properly in order to maximize its longevity. As materials do not all possess the same characteristics, we present you these maintenance instructions in order to keep your cabinets in optimal condition. They will adequately inform you about the care to be taken and the actions to avoid for all materials.

## ✓ COMMON MAINTENANCE TIPS TO ALL PRODUCTS:

- + Clean with a damp cloth and a soft soap in moderate amount and immediately wipe well with a clean, dry cloth.
- + In case of spills, immediately wipe up any traces of food or liquid.
- + Pay special attention to areas near the sink and appliances. Spills are common and should be promptly wiped up (using slides, damp cloths, etc.)
- + If using a self-cleaning oven, open or remove cabinet doors to protect them from the high heat generated during the cleaning process.
- + Take necessary precautions to move small appliances away from the cabinets during use, as heat and/or steam generated by them may cause damage.
- + Always ensure adequate ventilation, through the hood, if necessary, when cooking food.
- + Consult a professional lighting to verify the power of the sources to be used (we recommend a maximum of 15 watts).

## ✗ THINGS TO ABSOLUTELY AVOID FOR ALL THE PRODUCTS:

- + Leaving a damp cloth on doors, drawers, modules or countertops (risk of water damage: swelling, warping, peeling, delamination).
- + Use abrasive cleaners (risk of damaging the finish).
- + Dry cleaning of surfaces (risk of scratches).
- + Products containing silicone, wax, or ammonia (risk of altering the finish).
- + Temperature and humidity fluctuations (risk of expansion or contraction of modules and alteration of finish).
- + Install small appliances (coffer maker, toaster, grill) under the upper cabinets (risk of damage from high temperature and humidity, especially in countertop joints).
- + Placing a source of heat directly on the cabinets, shelves or countertops.
- + Direct exposure to sunlight (may cause fading).
- + Using excessive amounts of water to clean floors (risk of water seeping under the cabinet's base).
- + Rubbing or causing an impact that may give access to the particle of the materials.



# The next steps: *from A to Z*

Once your contract has been signed, here are the steps that will lead you to the installation of your new custom-made living space.



## Taking measurements at home

A person will contact you to arrange for the measurements to be taken in your home. This person will become your project manager and will ensure the link between your project and your kitchen designer for the design of the final plans.



## Design of the final plans

Once your project manager has received the site measurements and the installation date is approaching, a technical kitchen designer specialist will start designing your final plans. These will be sent to you by email and will be approved via DocuSign: you will have 24 to 48 hours to sign them.



## Cabinet delivery

Upon receipt of your approval of the final plans, your kitchen designer will make a request to go into production. Our planning department will schedule delivery and installation dates, which will be sent to you by email.



## Countertop delivery

It is during a second delivery that your counters will be delivered to you. The time will be different depending on the type of materials you have selected for them.



## Cabinet installation

Installation usually takes place the next business day after delivery. Its duration is variable and depends on the scope and complexity of the project.



## Countertop installation

The installation of the countertops will be done in a second step. The timing will vary depending on the type of material you have selected for them.

+ *Laminate countertops: the same day of your installation*

+ *Solid countertops: 7 to 14 days after the installation of your cabinets*



## Customer Support

All communication with our Customer Support will be done through the Approval Form to be completed and signed with your installer. If you are not present, your grid must be sent to us within 48 hours, otherwise, we will assume that everything was perfect.



Scan this code for next steps  
of your project down to the smallest detail or visit:

[www.cuisinesaction.com/ca\\_en/steps](http://www.cuisinesaction.com/ca_en/steps)

# Following design, all our **expertise at your fingertips**

*From design to installation: a strong, trustworthy team, qualified personnel who are always striving to do better. Your project is in good hands.*

## MANUFACTURING

Our products are 100% made in Quebec, and we do everything in our power to offer you top-quality products that exceed your expectations.



## DELIVERY

Trust Armoires Cuisines Action to deliver your kitchen and bathroom in perfect condition and on schedule.



## INSTALLATION

Rely on the experienced installers at Armoires Cuisines Action to install your kitchen and bathroom according to the highest standards.



## CUSTOMER SUPPORT

Our Customer Support teams are committed to serving you. Rest assured, everything is archived, and we'll retrieve your order in a matter of moments.



# Take control of your project *with self-installation*

*If you have made the choice to install your kitchen yourself,  
you can count on us to carry out your project successfully!*



## INSTALLATION GUIDE FOR YOUR NEW KITCHEN

Armoires Cuisines Action is with you every step of the way during your project. As we care about helping you, we provide you with video capsules as well as a comprehensive document called “Installation Guide” to guide you through the various steps of installing a kitchen, including specific elements or accessories such as our laminate countertops, moldings, invisible support shelves and handles.

The video capsules are also a great support to help you complete the various adjustments needed to fine-tune your kitchen, such as adjusting suspension arms or doors and hinges.

It is important to know that certain skills and several tools are necessary to be able to install a kitchen according to the rules of the art. Before embarking on such a project, make sure you are well prepared.

If you can't find the necessary instructions among what is available, note that technical support for self-installation is also available by phone at 450 645-0118, extension 3.

Technical support ☎ 450 645-0118, ext. 3



Scan the QR code to access the video capsules and our “Installation Guide” document or visit our website:

[www.cuisinesaction.com/ca\\_en/installation-guide](http://www.cuisinesaction.com/ca_en/installation-guide)



## Referring clients *is profitable for you!*

*Is your sister, your friend, or your neighbour thinking about changing their kitchen?  
Find out about how to refer clients, it is profitable for you!*



At Armoires Cuisines Action, we put everything in place so you can have an experience that exceeds your expectations. If your new living space brings you joy and complements your days, it is normal to be proud and to want to share your appreciation with those you love.

Thanks to our rewards program, when the ones close to you benefit from our expertise, you will get a premium of 2% in cash on the value of their cabinet purchase, and your acquaintance will, as well, benefit from an instant 2% discount on their purchase\*.

**2 % of \$15,000 = \$300 off rebate for your referral + \$300 in your pocket!**

### GRAND PRIZE OF \$2,500

In addition to benefiting from advantageous drawback, your new customer referrals also give you the chance to win a travel credit or a furniture and appliances credit worth \$2,500.

Great news! Every new customer referral you make within the given period gives you a chance to win the grand prize. The winner will be announced during our annual communication in December, specifically dedicated to our Privilege Card referral program.





**ARMOIRES  
CUISINES  
ACTION**

RBQ : 2757-5158-84

Make an appointment  
**1 844 693-5037**

[cuisinesaction.com](http://cuisinesaction.com)

